



FISCHER RUGGED FLASH DRIVES

SAFE DATA STORAGE & TRANSPORTATION IN HARSH ENVIRONMENTS

UP TO **100** MB/s

UP TO **256** GB

- IP68 sealed to 120m / 24h, IP69 hermetic
- Shock and vibration resistant
- Unique connector interface



KEY FEATURES

SAFE STORAGE

- IP68/IP69
- Resistant to extreme temperatures
- Shock and vibration resistant

SECURE ACCESS

- Unique circular connector interface
- High-speed data transfer
- Up to 256 GB capacity

PORTABLE

- Lightweight
- Miniature and unbreakable design
- Built-in lanyard tie

MODULAR DESIGN

- Available in UltiMate, MiniMax and Freedom versions
- Selection of body styles, sizes and contact configurations
- Custom configurations available

AVAILABLE CONFIGURATIONS

Connector interface				Memory size					USB type		Typical maximum speed		Protective soft cap
Type	Locking										Write	Read	
UltiMate size 08	Push-pull	Quick-release ^{a)}	-	8 GB	32 GB	-	-	-	USB 2.0	-	8 MB/s	20 MB/s	Yes
UltiMate size 07	Push-pull	Quick-release	-	-	32 GB	64 GB	128 GB	-	USB 2.0	-	30 MB/s	30 MB/s	Yes
MiniMax size 08	Push-pull	-	Screw	-	32 GB	64 GB	128 GB	-	-	USB 3.0	55 MB/s	100 MB/s	Yes
Freedom size 14	-	Quick-release	-	-	32 GB	-	-	256 GB	USB 2.0	-	33 MB/s	37 MB/s	Yes

Body styles (actual size 1:1) ^{b)}	Designation	Part No.
UltiMate size 08 	FD USB2-008 UP01L08 M004 BK1 (MS)	140074 ^{c)}
	FD USB2-032 UP01L08 M004 BK1	121624
	FD USB2-032 UP01Q08 M004 BK1	129656
UltiMate size 07 	FD USB3-032 UP01L07 M010 BK1	129476
	FD USB3-032 UP01Q07 M010 BK1	129478
	FD USB3-064 UP01L07 M010 BK1	129654
	FD USB3-064 UP01Q07 M010 BK1	129655
	FD USB3-128 UP01L07 M010 BK1	129477
	FD USB3-128 UP01Q07 M010 BK1	129479
MiniMax size 08 ^{d)} 	FD USB3-032 MP11L08 H009 AN1	132788
	FD USB3-032 MP11S08 H009 AN1	132789
	FD USB3-064 MP11L08 H009 AN1	132790
	FD USB3-064 MP11S08 H009 AN1	132791
	FD USB3-128 MP11L08 H009 AN1	132792
	FD USB3-128 MP11S08 H009 AN1	132793
Freedom size 14 	FADQM14 P007 AN360 RFD 032	134302
	FADQM14 P007 AN360 RFD 256	135435

Other configurations available upon request, please contact your Fischer Connectors sales representative. Specifications and pricing may vary depending on supply. Please check your order confirmation.

^{a)} Available in 32 GB only.

^{b)} Images of available body styles are on 1:1 scale when printed full size on A4 paper.

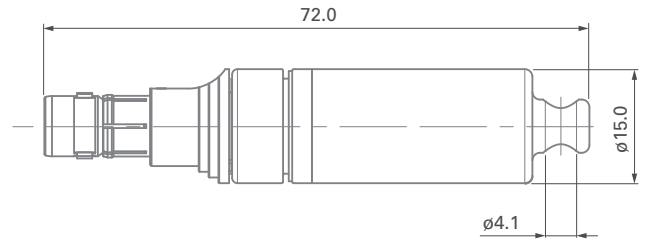
^{c)} The Fischer Rugged Flash Drive for the Bosch Motorsport application needs to be purchased via the Bosch Authorized Dealer Network.

^{d)} Also available in USB 2.0.

TECHNICAL DIMENSIONS

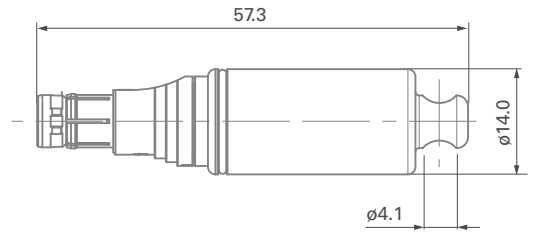
ULTIMATE SIZE 08

BODY STYLE



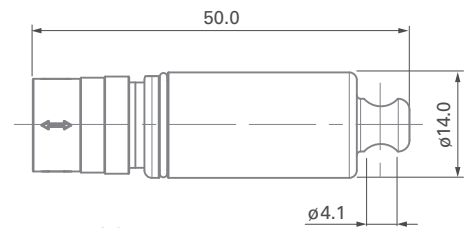
ULTIMATE SIZE 07

BODY STYLE



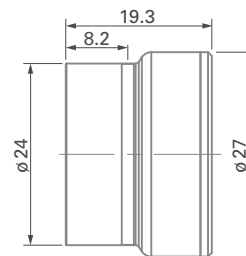
MINIMAX SIZE 08

BODY STYLE



FREEDOM SIZE 14

BODY STYLE



SOFT CAPS



Every Fischer Rugged Flash Drive comes with a protective soft cap

ACCESSORIES



Optional adaptors to connect the Fischer Rugged Flash Drive to a standard USB port

	Part No.
UltiMate size 08, push-pull/quick-release	119702
UltiMate size 07, push-pull/quick-release	129574
MiniMax size 08, push-pull	132737
MiniMax size 08, screw-lock	132739
Freedom size 14, quick-release	135665

COMPATIBLE INTERFACES*

UltiMate				MiniMax				Freedom			
UR01				MR11-L				FLR-01			
	Designation	Part No.		Designation	Part No.		Designation	Part No.		Designation	Part No.
	Size 07 UR01W07 F010S BK1 E2AB	125890		Size 08 MR11WL08 0009 AN1 E1AP	132907		Size 14 FLR01WZZ14 T007P AN360 V3AC	132506			
	Size 08 UR01W08 F004S BK1 E1AB	119663									
UR02				MR11-S				FLR-50			
	Designation	Part No.		Designation	Part No.		Designation	Part No.		Designation	Part No.
	Size 07 UR02W07 F010S BK1 E2AB	121808		Size 08 MR11WS08 0009 AN1 E1AP	132910		Size 14 CA S 07 FR50Z14B B/OE BRA PURTN	134999			
	Size 08 UR02W08 F004S BK1 E1AB	125490									
UR03											
	Designation	Part No.									
	Size 07 UR03W07 F010S BK1 E2NB	125078									
	Size 08 UR03W08 F004S BK1 E1NB	124932									

*Examples of compatible brass receptacles with solder interface. For other variants, please contact your Fischer Connectors sales representative.

All dimensions and images shown are in millimeters and are for reference only.

TECHNICAL DATA

CONTACT CONFIGURATIONS*

USB signal	UltiMate size 08	UltiMate size 07	MiniMax size 08	Freedom size 14
VCC (power)	2 ¹⁾	2 ¹⁾	4 ¹⁾	6
D-	1	3	1	7
D+	4	10	3	2
GND	3 ¹⁾	1 ¹⁾	9 ¹⁾	1
SSRX- (SDP1-)			8	
SSRX+ (SDP1+)			7	
GND_DRAIN			2	
SSTX- (SDP2-)			6	
SSTX+ (SDP2+)			5	



¹⁾ First mate last break contacts.
SDP = Shielded Differential Pair (used for USB 3.0).

ENVIRONMENTAL & MECHANICAL DATA*

	UltiMate size 08	UltiMate size 07	MiniMax size 08	Freedom size 14	Standard
Sealing perf. mated	IP68 120 m/24 h IP69 hermetic	IP68 20 m/24 h	IP68 20 m/24 h	IP68 20 m/24 h	IEC 60529
Operating temperature	-40 °C to +85 °C	-40 °C to +85 °C	-40 °C to +85 °C	-55 °C to +85 °C	IEC 60512-6-1 IEC 60068-2-14-Nb
Corrosion	Salt mist, 1,000 h ²⁾ 5% salt solution 35 °C	Salt mist, 1,000 h ²⁾ 5% salt solution 35 °C	Salt mist, 1,000 h ²⁾ 5% salt solution 35 °C	Salt mist, 96 h ²⁾ 5% salt solution 35 °C	IEC 60068-2-11 Test Ka MIL-STD-202 Method 101 Condition A
Endurance	10,000 mating cycles	10,000 mating cycles	5,000 mating cycles	10,000 mating cycles 5,000 full rotations	IEC 60512-5-1
Weight	42g	27g	27g	19g	-

²⁾ Preserved mechanical and electrical functionalities.

MATERIAL & SURFACE TREATMENTS*

Metal parts	Material		Finish	
	ISO designation	Standard	Designation	Standard
Housing	Brass CuZn39Pb3	CW614N UNS C 38500	Anthracite Nickel	SAE-AMS-QQ-N-290B SAE-AMS 2404 G

*For more detailed information on the plug interface, please refer to UltiMate, MiniMax and Freedom Technical Specifications.

Explore high-performance connectivity solutions
[fischerconnectors.com](https://www.fischerconnectors.com)

© Fischer Connectors SA – All rights reserved – 550033 – Version 1.6 – 09.2022 – Changes without prior notice

